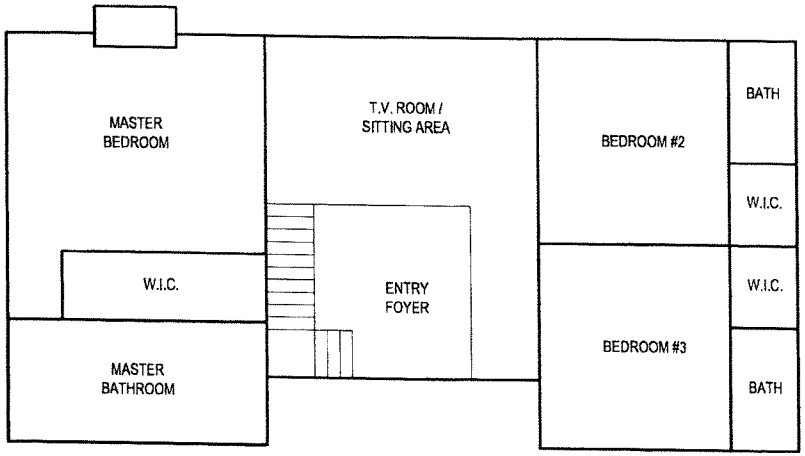

2 SECOND FLOOR PLAN

SCALE: 1/4" = 1'-0"

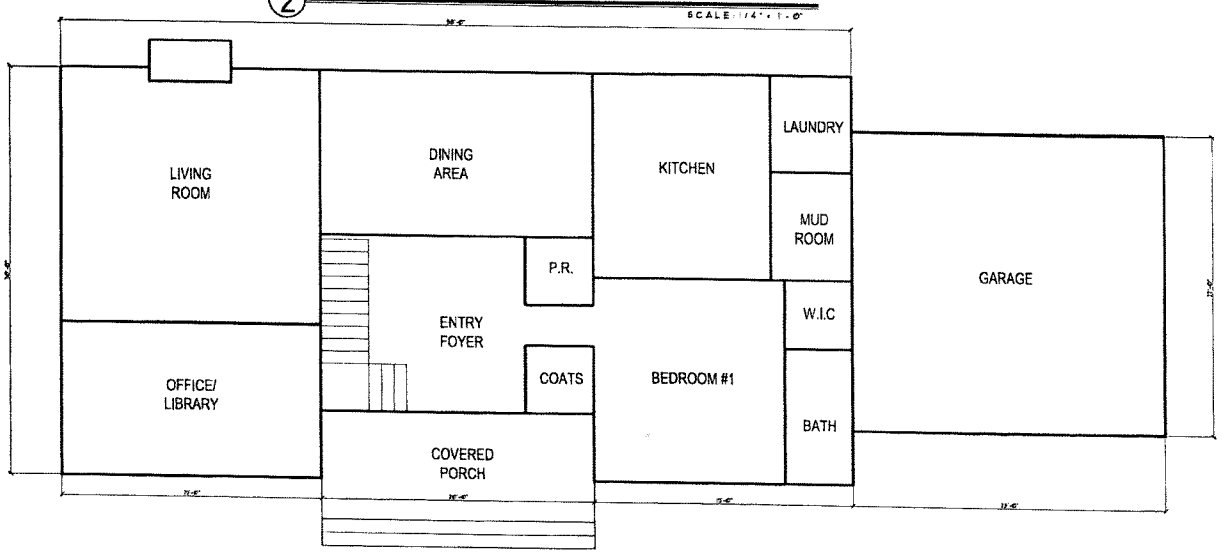

1 FIRST FLOOR PLAN

SCALE: 1/4" = 1'-0"

SQUARE FOOTAGE

FIRST FLOOR	1,640 SF
(ATTACHED GARAGE)	500SF
SECOND FLOOR	1,640 SF

REV	REVISIONS	DATE
1	-	-

PROJECT:
-
139A SPINNEY ROAD
EAST QUOGUE, NY 11942

CONTENT:
PROPOSED FLOOR PLANS

SCALE

DRAWN BY: AF

DATE: NOVEMBER 14, 2021

DRW. NO.
01

FOR HEALTH DEPARTMENT APPROVAL

GENERAL NOTES

1. ALL ELEVATIONS ARE IN NGVD DATUM
2. MAINTAIN 10'-0" MINIMUM HORIZONTAL SEPARATION BETWEEN WATER AND SANITARY UTILITY LINES
3. THE PROPERTY IS LOCATED WITHIN GROUNDWATER MANAGEMENT ZONE IV
4. NO DRINKING WATER WELLS ARE WITHIN 100'-0" OF THE PROPOSED SANITARY
5. SIX (6) BEDROOMS ARE PROPOSED
6. THE DESIGN ENGINEER SHALL OBSERVE THE OWTS PRIOR TO BACKFILL AND DURING SYSTEM STARTUP
7. OWTS SHALL BE TESTED FOR WATER TIGHTNESS PRIOR TO ARRIVING ON SITE USING A METHOD APPROVED BY THE MANUFACTURER
8. A FUJI CLEAN REPRESENTATIVE WILL BE PRESENT DURING SYSTEM START UP
9. THE OWTS INSTALLER SHALL HOLD AN IA OWTS ENDORSEMENT FROM SUFFOLK COUNTY DEPARTMENT OF HEALTH AND SHALL BE A NUTHORIZED INSTALLER
10. THE OWTS INSTALLER SHALL REGISTER THE ONSITE TREATMENT SYSTEM WITH SUFFOLK COUNTY DEPARTMENT OF HEALTH. THE ENGINEER OF RECORD SHALL BE PROVIDE RECORD DOCUMENTS AS REQUIRED BY SCDH
11. AN EXECUTED OPERATION AND MAINTENANCE CONTRACT BETWEEN THE MAINTENANCE PROVIDER AND THE PROPERTY OWNER SHALL BE PROVIDED TO SCDH. THE SERVICE CONTRACT SHALL BE FOR A MINIMUM OF 1 YEARS
12. A GARBAGE GRINDER SHALL BE NOT BE INSTALLED UPSTREAM OF THE OWTS
13. THE IA OWTS SHALL VENT THROUGH THE SEWER PIPE. A HOUSE TRAP SHALL NOT BE INSTALLED UPSTREAM OF THE IA OWTS. NO ADDITIONAL VENTING IS REQUIRED.
14. ALL 18" MANWAYS, SAFETY SCREENS AND COVERS SHALL BE POLYLOCK MANHOLE 1 & 2: 300MH-22" RISER TAN, 300-SS-22" SAFETY SCREEN AND 300-FLAT-22" NO COVER
15. ALL 24" MANWAYS, SAFETY SCREENS AND COVER SHALL BE POLYLOCK MANHOLE 3: 300MH-24" ADAPTER RING, 1" 1002 24" RISER 1006-SS-24" RISER, 300-24" SAFETY SCREEN & 300-24" HD COVER
16. ALL ELECTRICAL AND CONTROL WIRES SHALL BE ROUTED IN A MINIMUM 3/4" SCH 40 PVC PIPE. DIRECT BURY IS NOT ALLOWED. THE CONDUITS SHALL BE SEALED WHERE THEY ENTER THE OWTS
17. THE CONTRACTOR SHALL PROVIDE A MINIMUM OF 1" 20 AMP CIRCUIT BREAKER INSIDE THE MAIN DWELLING ELECTRICAL PANEL TO INSTALL A SUBPANEL IN THE BASEMENT
18. INVERT ELEVATION IS ESTIMATED. CONTRACTOR SHALL CONFIRM INVERT ELEVATION PRIOR TO CONSTRUCTION. CONTRACTOR SHALL NOTIFY ENGINEER OF RECORDS OF ANY DISCREPANCIES

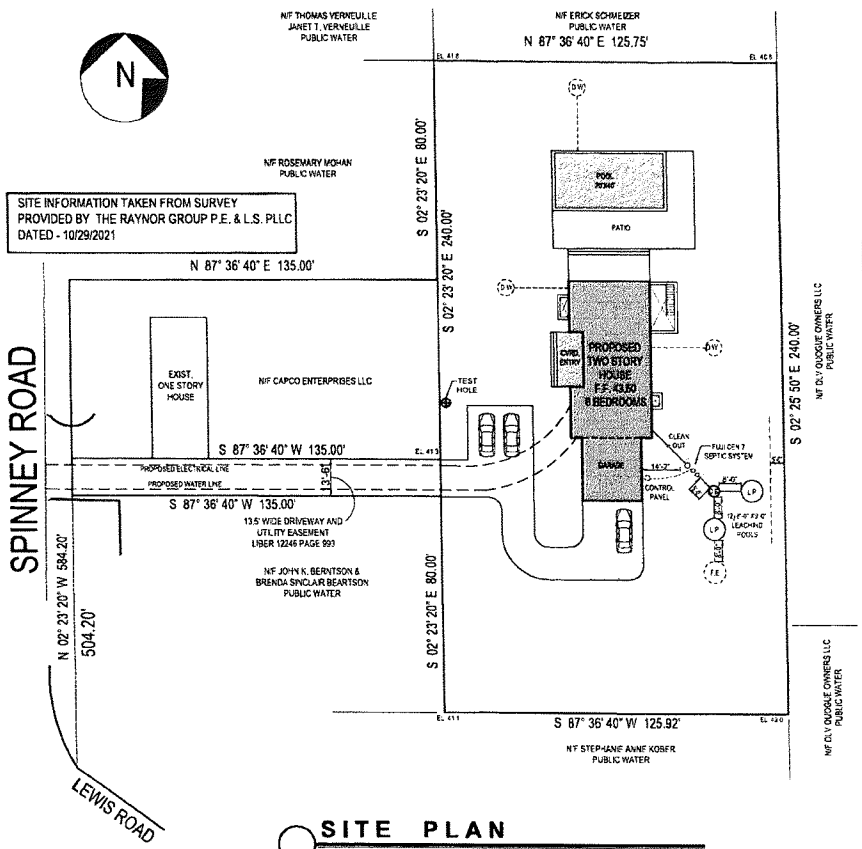

SITE PLAN

SCALE: 1" = 20'-0"

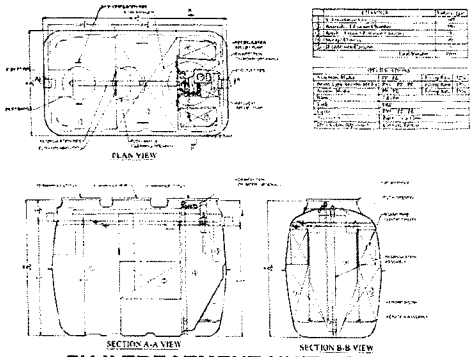

FUJI TREATMENT UNIT - CEN7

SCALE: N.T.S.

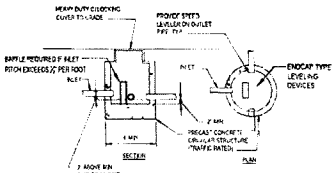

4 DISTRIBUTION BOX (DB)

SCALE: N.T.S

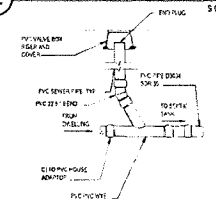

3 CLEAN OUT DETAIL

SCALE: N.T.S.

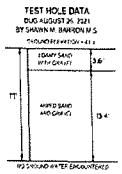

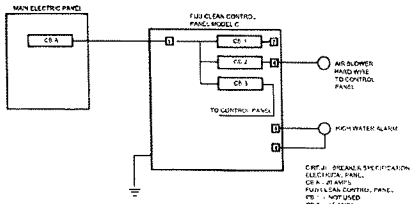

7 WIRING SCHEMATIC

SCALE: N.T.S.

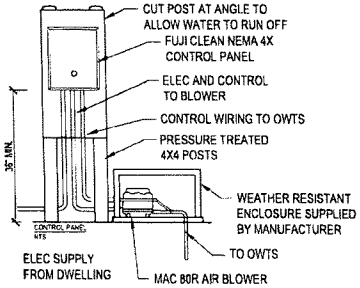

3 CONTROL PANEL (CP)

SCALE: N.T.S.

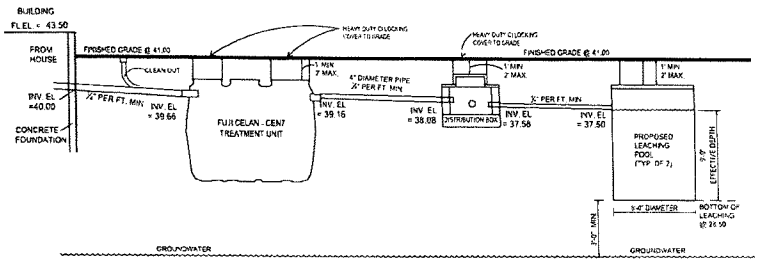

2 PROFILE THRU PROPOSED SANITARY SYSTEM

SCALE: N.T.S

TAX MAP # 900 - 288 - 01 - 92

LOT AREA = 30,200 SF (.693 ACRES)

DATE	REVISION DATE
-	-

THESE DRAWINGS ARE THE PROPERTY OF STEPHEN D. LEMANSKI P.E. THE DESIGN SHOWN AND DESCRIBED HEREON, INCLUDING ALL TECHNICAL DRAWINGS, ARE PROPRIETARY AND CANNOT BE COPIED, DUPLICATED OR COMMERCIALLY EXPLOITED, IN WHOLE OR IN PART. THE DRAWINGS AND SPECIFICATIONS SHALL NOT BE USED BY THE OWNER FOR OTHER PROJECTS, FOR ADDITIONS TO THE PROJECT OR FOR COMPLETION OF THE PROJECT BY OTHERS.

THE OWNER AGREES TO HOLD HARMLESS, INDEMNIFY, AND DEFEND STEPHEN D. LEMANSKI P.E. AGAINST ALL DAMAGES, CLAIMS, AND LOSES, INCLUDING DEFENSE COSTS, ARISING OUT OF ANY REUSE OF THE PLANS AND SPECIFICATIONS WITHOUT WRITTEN AUTHORIZATION OF STEPHEN D. LEMANSKI P.E.

STEPHEN D. LEMANSKI P.E.
86 EDWARDS LANE
SOUTHAMPTON, NY 11968
T. 631. 287 2312
F. 631. 287 2314

PROJECT
139A SPINNEY ROAD,
EAST QUOGUE, NY 11942

CONTENT
SITE PLAN W/ SEPTIC

SCALE 1" = 20'-0"

DRAWN BY AF

DATE JANUARY 27, 2022

DRW NO.
SP